

# Frequently Asked Questions for PNSQC Forums

## Table of Contents

- [What is the goal of this forum?](#)
- [How do I register for the forum?](#)
- [How do I Login?](#)
- [What if I forgot my password?](#)
- [Do I have to accept cookies?](#)
- [What are the rules?](#)
- [How to reply to a post?](#)
- [How to create/add a buddy to my buddy list](#)
- [Can I attach images or files to my post?](#)
- [Can I create a topic?](#)
- [Can I delete a topic?](#)
- [How do I subscribe/unsubscribe to/from topics?](#)
- [What's the difference between topic "subscribe" vs. "watch"](#)
- [Creating a RSS](#)
- [What is a PM?](#)
- [How do I know when I have a PM?](#)
- [Reporting a post](#)
- [How do I find posts that may already have the answer to the question I have?](#)
- [What if I make a mistake in my post?](#)
- [What if I post in the wrong forum?](#)
- [Can I use HTML in my posts?](#)
- [Can I run my own forum?](#)


## What is the goal of this forum?

Forums @ PNSQC is an online discussions site anyone interested in software quality. The forum is intended to provide year-round and timely support to the PNSQC mission of enabling knowledge exchange to produce higher quality software. Therefore, the range of topics may be broad, while a number of questions and threads may enable probing into very specific issues. The forum accompanies a wealth of intellectual content on the website from past PNSQC conferences, and these may serve to promote some discussions. Contents of the forum may be viewed by anyone in the public. However, only registered and logged-in community members may post content.

[Back to top](#)


## How do I register for the forum?

There are 2 ways to register:

1. Users can click on the  button, which takes you to the membership page to register.
2. Users can register as a PNSQC member on the [membership](#) page. This automatically registers you for Forum access.

[Back to top](#)

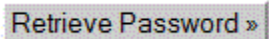
### **How do I login?**

On the forum homepage, users can click on the  button at the upper right hand corner of the page. You need to enter the username and password you registered under on the membership page.

[Back to top](#)

### **What if I forgot my password?**

Once in the login area, click on “Lost your password?”, below the username and password boxes. Enter your the username and your email address and click



An email is sent containing the link to reset your password.

[Back to top](#)

### **Do I have to accept cookies?**

Yes. Per PNSQC [privacy policy](#), “PNSQC may use cookies to track user traffic patterns throughout the PNSQC Web site and to remember passwords and personal preferences so that you don’t have to enter them each time you visit the Web site.” Without accepting cookies, some functions won’t work properly.

[Back to top](#)

### **What are the rules?**



Registration as a User implies acceptance of the following terms and conditions:

- Participants shall not post any material likely to cause offense, that is protected by copyright, trademark or other proprietary right – without express permission of the owner of such copyright – or that contains personal phone numbers or addresses.
- Participants may not use the Forum to post or transmit advertisements or commercial solicitations of any kind.
- The Forum Moderator(s) have the right to edit, censor, delete or otherwise modify any posted message.
- This web site does not verify or guarantee the accuracy of the material posted to the Forums or bear any responsibility for any loss, damage, or other liabilities caused by any posted message.

[Back to top](#)

## How to reply to a post

Once you are a registered forum member, you can reply to any post. You can do this by:


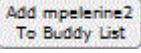

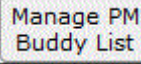
1. Clicking on the  button within the specific post, which automatically opens a reply box and quotes the post in your reply. You can then enter your reply.
2. Or you can click on the  button on upper right hand corner.

Both methods require you to do an extra verification step and click on the “Do the Math to Save” in order for the response to post.

[Back to top](#)

## How to create/add a buddy to my buddy list

You must be logged in to create a buddy list or add a buddy to your list. Within any post:

1. Click the poster/replier’s avatar , which takes you to their profile.
2. Click the  in the lower left corner.
3. Then click on the  in upper right hand corner of page to go to your own profile.
4. Click  in the lower left hand corner to view your buddies. Within the manage buddy page you can: send a PM, delete the buddy, return to profile, return to forum or perform a forum search.


[Back to top](#)

## Can I attach images or files to my post?

At this time, no files can be uploaded/attached to any posts.

[Back to top](#)

## Can I create a topic?

Anyone can create a new topic within a forum. Within the topic view of a forum, users can click on  button in lower right corner and create a new topic within that forum.


[Back to top](#)

## Can I delete a topic?



Currently, users are not allowed to delete topics that have been created. The best a user can do is to delete all content of the post and send a note to the admin via “flag this post” or send them a pm requesting its removal

[Back to top](#)

### **How do I subscribe/unsubscribe to/from forum topics?**

Within a forum topic, there is a  button in the lower left hand of the topic page. When a user clicks on this, it automatically “subscribes” user and will send emails whenever there are updates to the topic. The button then shows as “unsubscribe”. Users can view all their subscriptions by clicking “subscribed” (which also shows total # of subscriptions immediately to the left of the button) in upper right corner of all forum pages (below PNSQC menu).

You can easily unsubscribe:

1. By clicking on the  button in upper right hand corner, a listing of all your subscriptions is listed. Simply click on “unsubscribe” on the topic you want to remove.
2. Or within the topic, click on the  button in lower left corner of topic page.

[Back to top](#)

### **What’s the difference between topic “subscribe” vs. “watch”**

When you enable “Watch”, the user is informed of new posts ONLY when they login to the forum. Each time you login, you will see the total number of new posts in your watched topics.

When you enable “Subscribe”, you will receive email notification for each new post to those topics/forums you to which you subscribed. At each login you will see the total number of subscriptions displayed immediately to the left of the subscribed button

[Back to top](#)


### **Creating Topic RSS**

Users who want to have the forum topics go to an RSS reader, need only to click on the RSS button. The users can follow the topics within their RSS reader. Other than searching and viewing discussions, this is the only feature available to non-registered viewers of the forum.

[Back to top](#)


### **What is a PM?**

A PM is a private message. This allows users to communicate with posters of topics, replies or with other members privately outside of the public forum. To

contact a member/poster privately, you can click on , which takes you to your PM area. Click on compose and select the user to whom you wish to PM. It works similar to email with a subject and text area. When you select a user to PM you can also choose to add them to your “buddy list”, which is your personal listing of users you communicate with privately. This is essentially a short list. When you are finished with the message click the “Send message” button and the message is sent to the user.


[Back to top](#)

### How do I know when I have a PM?

You can look at the top right hand corner of all forum pages. To the right of the  button, it will indicate the number of new/unread PM's in your inbox.

[Back to top](#)

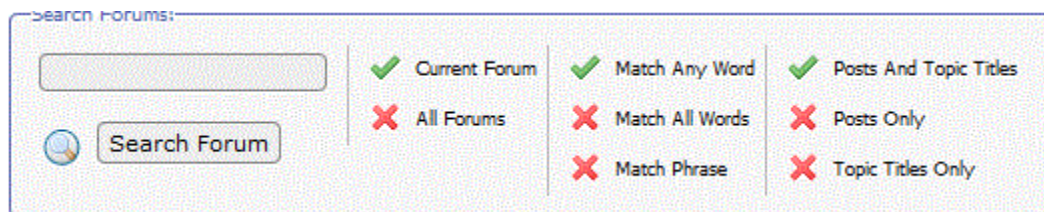
### Reporting a post

If users find posts that are inappropriate or otherwise questionable, click on the  button, which opens a form. Enter the reasons why the post should be reported and click “Send Post Report”. The administrators of this forum community will review and take any action they feel is needed.

[Back to top](#)

### How do I find posts that may already have the answer to the question I have?

At the top of all forum pages is the Search function.



The screenshot shows a search interface titled "Search Forums:". It includes a text input field, a "Search Forum" button, and a grid of search options. The options are:

<input checked="" type="checkbox"/> Current Forum	<input checked="" type="checkbox"/> Match Any Word	<input checked="" type="checkbox"/> Posts And Topic Titles
<input type="checkbox"/> All Forums	<input type="checkbox"/> Match All Words	<input type="checkbox"/> Posts Only
	<input type="checkbox"/> Match Phrase	<input type="checkbox"/> Topic Titles Only

You can enter your question and then indicate to what level you want the search to run. The default is searching the current forum, to match any work and all posts and topic titles. Clicking any of the available boxes will adjust the search. When you have the search configured to your liking, click “Search Forum” button.

[Back to top](#)

### What if I make a mistake in my post?

Open your post. Click the “edit” button and you can make the appropriate changes.

[Back to top](#)

**What if I post in the wrong forum?**

Use the “Report this post” option or PM to tell the admins that you have posted in the wrong forum and ask them to move the post to the correct forum.

[Back to top](#)

**Can I use HTML in my posts**

Yes.

[Back to top](#)

**Can I run my own forum?**

At this time, all forums are run by the Moderators of PNSQC Forum.

[Back to top](#)

Last revised: April 26, 2011